

ForceMatch[®] HD

The world's #1 heavy-duty diagnostic balancer




ForceMatch® HD balancer quickly measures runout with every balance



PATENTED

Load Roller

- ✓ Roller detects high spot of tire and allows matching
- ✓ Measures entire contact patch for accurate results



STANDARD

Bottom-Dead-Center Laser

- ✓ Speeds tape-weight placement
- ✓ Improves accuracy



Printer Option

- ✓ Prints service report
- ✓ Explain results to customers





PATENTED

SmartWeight®

- ✓ Odometer tracks savings
- ✓ Minimizes weight usage
- ✓ Maximizes productivity



PATENTED

CenteringCheck®

- ✓ Ensures proper centering
- ✓ Eliminates setup errors



PATENTED

HammerHead® Option

- ✓ Speeds clip-weight placement
- ✓ Improves balance



Dataset® Arms

- ✓ Auto-select balancing mode
- ✓ Perform runout measurement on rim



STANDARD

Wheel Lift

- ✓ Easily lifts wheel assemblies up to 500 lbs
- ✓ Aids proper mounting



Balance Any Size Wheel

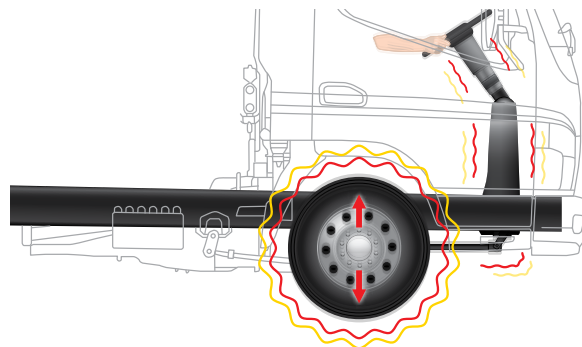
- ✓ Services cars and light trucks
- ✓ Uses standard adaptors

ForceMatch® helps eliminate wheel-related vibration

step

An Unknown Force Vibrates the Spindle

Customer complains about strong vehicle vibrations.



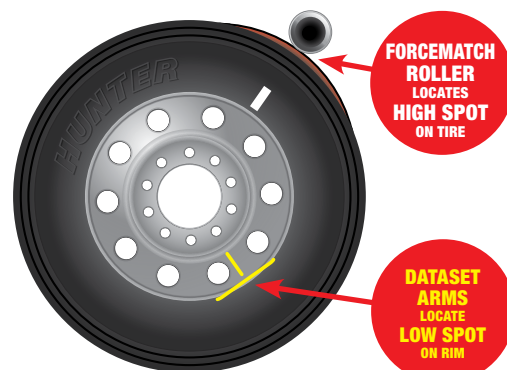
Vibration is transferred from the wheel, through the steering column to the customer.

step

Specialized Sensors Measure the Assembly



The ForceMatch HD balancer quickly measures runout (eccentricity) of a tire and wheel assembly.



The roller measures the **entire** contact patch of the tire, detecting if the assembly is out of round.

step

Match-Mounting Cancels the Vibration



Match-mounting the high spot on a tire to the low spot on a rim makes the assembly roll as smoothly as possible.



Runout-related vibration is minimized, ensuring your customer a smoother ride.

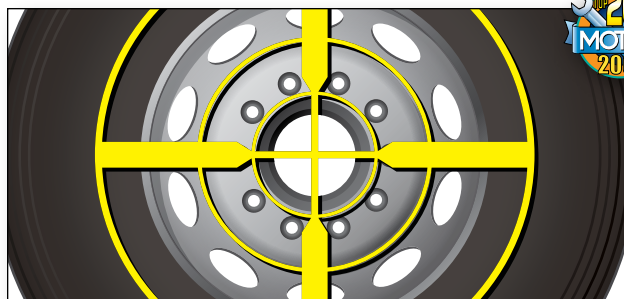
Exclusive features make balancing faster and easier



Balance any size wheel

Service passenger-car, light-truck and heavy-duty assemblies with one balancer.

- ✓ **Generate more business, higher profits**



PATENTED

CenteringCheck®

Balancer will tell you if the wheel is properly centered before you proceed with the work.

- ✓ **Eliminate the #1 cause of comebacks**



PATENTED

Automatic Mode Detection

Eliminate the need to select the balance mode and reduce service time and possible mode entry errors.

- ✓ **No need to push buttons**



PATENTED

Servo Stop Drive Control

Automatically rotates and holds wheel at top-dead-center or bottom-dead-center weight locations.

- ✓ **Saves time and increases accuracy**

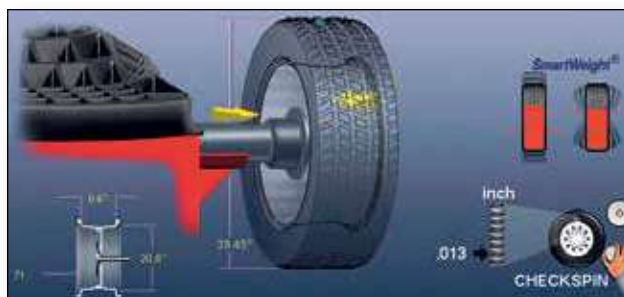


PATENTED

Quick Cal-Check®

Quickly verify balancer calibration in seconds.

- ✓ **Ensures proper calibration**



EXCLUSIVE

High-Spot Detection

Match dual wheels to improve tire wear.

- ✓ **Save money on tires, improve ride quality**

Exclusive features *continued...*



STANDARD

Integrated Wheel Lift

Easily lifts the heaviest wheel assemblies for effortless mounting on the balancer.

- ✓ *Precisely centers all wheels*



STANDARD

Bottom-Dead-Center Laser

Automatically locates and positions wheel at bottom-dead-center for adhesive weight application.

- ✓ *Pinpoint your weight locations to avoid weight chasing.*

SmartWeight® reduces labor costs and service time

- ✓ Provides better balance
- ✓ Maximizes productivity
- ✓ Minimizes weight usage
- ✓ Reduces labor costs

Saves Labor Time

SmartWeight reduces “floor-to-floor” cycle time on more than 30% of wheels balanced by optimized use of a single weight to achieve the best possible balance.

View your savings LIVE!



- ✓ Track your weight savings

Watch your investment grow

SmartWeight Savings			
Lifetime Savings			
Material Savings		Labor Savings	
Ounces	19,343.9	Minutes	2,566.2
Pounds	1,209.0	Hours	42.7
Boxes (mixed)	635.0		
Savings	\$6,792.91	Savings	\$512.05
Total		\$7,304.96	

- ✓ See weight and labor savings based on **your** shop's numbers



Typical Correction
✓ Double Weight

SmartWeight Correction
✓ Single Weight

Concise TPMS information for passenger-car service



EXCLUSIVE

- ✓ Complicated procedures made simple
- ✓ Eliminate reference manuals



Recall procedures by VIN with barcode scanner (sold separately).



Present TPMS info to customers through internet-connected computers.




Popular equipment accessories



PATENTED

HammerHead® Top-Dead-Center Laser

- ✓ Greater weight placement accuracy to avoid mistakes
- ✓ More single-spin balances improve productivity and shop profitability
- ✓ Overhead fluorescent light illuminates work area



Incorrect



Correct

Color Printer*

- ✓ Help sell premium service
- ✓ Explain results to customer



STANDARD

Convenient Storage Options

Adaptor tree conveniently stores oversized balancer accessories.



* Printer model may vary from pictured

Available as a field-installed option.

Specifications



FM03 shown

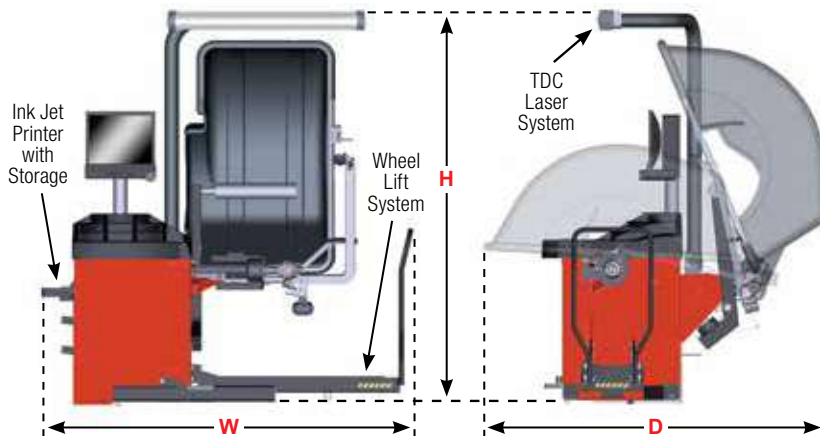
Power requirements	196-253V, 10 amp, 50/60 Hz, 1 ph (Power cable includes: NEMA 20 amp plug, L6-20P)
Air supply requirements	100-175 psi (7-12 bar)
Capacity	
Rim width	1.5 in to 19.5 in (38 mm to 495 mm)
Rim diameter	10 in to 30 in (254 mm to 762 mm)*
ALU	7.5 in to 38 in (191 mm to 965 mm)*
Auto Inside Dataset® range	10 in to 30 in (254 mm to 762 mm)
Max. tire diameter	52 in (1321 mm)
Max. tire width	19.5 in (495 mm)
Max. tire weight	500 lbs (227 kg)
Min. tire diameter for roller application	26 in (660 mm)
Imbalance resolution	± 0.05 oz (1.0 g)
Placement accuracy	512 positions, ± 0.35°
Balancing speed	100 rpm
Motor	Programmable drive system and DC motor
Shipping weight	832 lbs (377 kg)

* Extreme wheel sizes may require manual data entry.

Models **MADE IN USA**

HUNTER ENGINEERING COMPANY ST. LOUIS, MO

	FM03	FM02	FM01	FM00
Wheel Lift System	✓	✓	✓	✓
TDC Laser System	✓	✓		
Ink Jet Print w/Storage	✓		✓	
Width (W)	77 in 1956 mm	69 in 1753 mm	77 in 1956 mm	69 in 1753 mm
Height (H)	86.5 in 2197 mm	86.5 in 2197 mm	81 in 2057 mm	81 in 2057 mm
Depth (D)	73 in 1854 mm	73 in 1854 mm	73 in 1854 mm	73 in 1854 mm



Be sure to check out other Hunter literature for more quality products from Hunter Engineering.

HUNTER

Engineering Company

www.hunter.com